



Janell S MARTIN
County Treasurer

SONORA, TEXAS 76950

THE STATE OF TEXAS
COUNTY OF SUTTON
AFFIDAVIT

**FY 24-25 MONTHLY REPORT
DECEMBER 2024**

The Treasurers' Monthly Report includes, but not limited to, money received and disbursed; and all other proceedings in the treasurer's office that pertain to the Financial Standing of Sutton County. {LGC 114.026(a)(b)}

The Treasurer's Books and the Auditor's General Ledger agree. The Bank Statements have been reconciled; any adjustments have been noted.

The affidavit must state the amount of the cash and other assets that are in the custody of the county treasurer at the time of the examination. {LGC 114.026 (d)} 8,656,459.43 Month Ending Balance

The Treasurers' Monthly Report has been submitted and the Bank Reconciliations are pending review by Auditor. {LGC 114.026(b)}

All investments are in compliance with both the Public Funds Investment Act and the Sutton County Investment Policy. The investment strategy is passive, which maintains a liquid cash flow and safety of the investment as priorities. As your Treasurer, I keep a watchful eye to ensure that the "return of our principal" takes precedent over the "return on our principal". {GC 2256.023}


Therefore, Janell S. Martin, County Treasurer of Sutton County, Texas, who being fully sworn, upon oath says that the within and foregoing report is true and correct to the best of her knowledge.

Filed with accompanying data this 27TH day of January 2025.

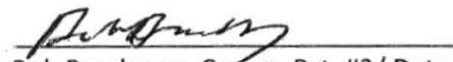

Janell Schniers Martin, Treasurer, Sutton County/ Date

Commissioners' Court having reviewed the Treasurer's Report as presented, having taken reasonable steps to ensure its accuracy and based upon presentations of the Treasurer's Office approve the report; subject to the independent auditor's review and request that it be filed with the official minutes of the meeting. {LGC 114.026(c)}


In Addition, the below signatures affirm that the Treasurer's Report complies with statutes as referenced. {LGC 114.026(d)}


Joseph Harris, County Judge/ Date


Lee Bloodworth, Comm. Pct. #1/ Date


Bob Brockman, Comm. Pct. #2/ Date


David Blesing, Comm. Pct. #3/ Date
Date


Heraldo Martinez, Comm. Pct. #4/

		BEGINNING BALANCE	TOTAL DEBITS	TOTAL CREDITS	ENDING BALANCE
ROAD & BRIDGE FUND					
15 -1050	CASH IN SONORA B	221,860.10	1,276.05	1,107.70CR	222,028.45
15 -1060	MM SONORA BANK F	934,094.43	1,823.76	500,000.00CR	435,918.19
15 -1070	CD -338 SONORA B	305,668.38	1,413.54	0.00	307,081.92
	FUND 15 TOTAL	1,461,622.91	4,513.35	501,107.70CR	965,028.56
DISTRICT ATTY HOT CK FUND					
40 -1050	CASH IN SONORA B	40.00	0.00	0.00	40.00
	FUND 40 TOTAL	40.00	0.00	0.00	40.00
AMERICAN RESCUE PLAN					
65 -1053	CASH - ARPAI IN	222,969.04	0.00	3,705.00CR	219,264.04
	FUND 65 TOTAL	222,969.04	0.00	3,705.00CR	219,264.04
SUTTON COUNTY #911					
71 -1050	CASH 911 IN SONO	5,788.13	0.25	0.00	5,788.38
	FUND 71 TOTAL	5,788.13	0.25	0.00	5,788.38
SHERIFF SEIZURE FUND					
89 -1050	CASH IN SONORA B	29,012.51	1.23	0.00	29,013.74
89 -1070	CD 399 SONORA BA	81,123.90	387.66	0.00	81,511.56
	FUND 89 TOTAL	110,136.41	388.89	0.00	110,525.30
APPELLATE COURT					
90 -1050	CASH IN SONORA B	58.07	10.00	0.00	68.07
	FUND 90 TOTAL	58.07	10.00	0.00	68.07
GENERAL CASH CONTROL					
99 -1010	MMA ACCT SONORA	425,596.24	706.11	300,000.00CR	126,302.35
99 -1015	CD 332 SONORA BA	1,023,695.41	4,711.80	0.00	1,028,407.21
99 -1016	CD 334 SONORA BA	1,023,695.41	4,711.80	0.00	1,028,407.21
99 -1017	CD 335 SONORA BA	1,023,695.41	4,711.80	0.00	1,028,407.21
99 -1018	CD 336 SONORA BA	1,023,695.41	4,711.80	0.00	1,028,407.21
99 -1019	CD 337 SONORA BA	1,023,695.41	4,711.80	0.00	1,028,407.21

		BEGINNING BALANCE	TOTAL DEBITS	TOTAL CREDITS	ENDING BALANCE
99 -1020	CD 400 SONORA BA	1,014,048.81	4,845.82	0.00	1,018,894.63
99 -1105	SONORA BANK GEN	445,927.04	1,527,203.96	904,618.95CR	1,068,512.05
	FUND 99 TOTAL	<u>7,004,049.14</u>	<u>1,556,314.89</u>	<u>1,204,618.95CR</u>	<u>7,355,745.08</u>
	REPORT TOTALS	<u>8,804,663.70</u>	<u>1,561,227.38</u>	<u>1,709,431.65CR</u>	<u>8,656,459.43</u>

12/10/2024 2:44 PM
 DEPT: ALL
 PAYROLL NO#: 01
 PAY PERIOD BEGINNING: 11/25/2024
 PAY PERIOD ENDING: 12/08/2024

PAYROLL CALCULATION

PRELIMINARY

*** GRAND TOTALS ***

-----EARNINGS-----			-----BENF/REIMB-----		-----DEDUCTIONS-----			-----TAXES-----				
DESC	HRS	AMOUNT	DESC	AMOUNT	CD	ABBV	EMPLOYEE	EMPLOYER	DESC	TAXABLE	EMPLOYEE	EMPLOYER
SAL	80.00	25,782.71	FRING	63.00	AFA	AFAFT	113.23		FED	W/H	117,225.16	10,336.76
REG	2,928.20	71,334.78			AFC	AFCAP	998.26		FICA		126,744.93	7,858.18
OVT	121.75	4,419.10			C02	CSCAS	402.00		MEDI		126,744.93	1,837.83
VAC	45.59	1,013.31			CO4	CSCOR	553.85					
CESTR	0.08	0.00			DEN	DENT	423.91	652.60				
HOL	767.50	18,779.57			LF2	LFPRN	315.63	125.95				
SICK	72.39	1,754.10			MA1	MASAI	63.00					
ADMSO	45.47	1,086.28			MA2	MASAP	97.50					
SGPAY	31.00	1,410.18			MA4	MASAE	91.00					
CAR	0.00	450.00			MBW	MBW		25222.56				
DSPJL	36.20	1,262.02			MEC	MEDCH	2080.32					
SB22	0.00	4,269.47			MEF	MEDFM	924.67					
CT	9.76	255.58			MES	MEDSP	577.89					
CE	4.27	0.00			NAT	NAT	530.00					
					NYL	NYL	2127.05					
					TCD	TCDRS	8989.77	8989.77				
					UNI	UNIF	70.55					
					VIS	VIS	130.12	253.76				
TOTALS:	4,142.21	131,817.10		63.00			18488.75	35244.64			20,032.77	9696.01

-----DEPARTMENT RECAP-----

DEPT NO#	GROSS	REGULAR	OVERTIME	LEAVE	OTHER	BENEFITS	DEDUCTIONS	TAXES	NET
10-400	5,353.15	4,703.77	0.00	649.38	0.00	0.00	699.97	686.61	3,966.57
10-435	600.00	600.00	0.00	0.00	0.00	0.00	0.00	82.82	517.18
10-450	7,650.06	6,577.80	0.00	1,072.26	0.00	0.00	1,205.67	811.80	5,632.59
10-455	8,283.72	6,559.26	0.00	1,274.46	450.00	0.00	1,296.62	987.76	5,999.34
10-475	6,086.68	5,246.96	0.00	455.10	384.62	0.00	1,400.26	657.23	4,029.19
10-495	6,017.53	5,358.33	0.00	659.20	0.00	0.00	637.70	1,140.04	4,239.79
10-497	3,031.58	3,031.58	0.00	0.00	0.00	0.00	406.81	553.54	2,071.23
10-499	4,907.88	4,415.37	0.00	492.51	0.00	0.00	782.11	817.02	3,308.75
10-510	1,565.60	939.75	0.00	625.85	0.00	0.00	136.09	258.18	1,171.33
10-511	1,960.08	1,484.73	0.00	451.35	0.00	24.00	191.14	253.03	1,491.91
10-512	10,169.46	6,977.82	579.72	1,881.13	730.79	0.00	1,070.19	1,902.11	7,197.16
10-517	3,402.17	2,559.60	0.00	842.57	0.00	0.00	271.12	365.99	2,765.06
10-560	41,741.93	25,943.62	3,839.38	5,046.39	6,912.54	0.00	6,406.01	6,877.65	28,458.27
10-580	741.07	623.80	0.00	117.27	0.00	0.00	59.87	56.70	624.50
10-650	4,154.17	3,025.57	0.00	1,128.60	0.00	0.00	541.42	658.27	2,954.48
10-660	1,801.88	1,184.95	0.00	595.93	0.00	21.00	146.13	337.63	1,297.12
10-665	3,340.33	2,766.97	0.00	573.36	0.00	0.00	281.37	556.45	2,502.51

12/10/2024 2:44 PM
DEPT: ALL
PAYROLL NO#: 01
PAY PERIOD BEGINNING: 11/25/2024
PAY PERIOD ENDING: 12/08/2024

PAYROLL CALCULATION

PAGE: 54

PRELIMINARY

CALC. CT.: 3

-----DEPARTMENT RECAP-----

DEPT NO#	GROSS	REGULAR	OVERTIME	LEAVE	OTHER	BENEFITS	DEDUCTIONS	TAXES	NET
15-611	21,072.81	15,117.61	0.00	5,937.20	0.00	18.00	2,956.27	3,029.94	15,068.60
TOTALS	131,880.10	97,117.49	4,419.10	21,802.56	8,477.95	63.00	18,488.75	20,032.77	93,295.58

REGULAR INPUT: 58 MANUAL INPUT: 0 CHECK STUB COUNT: 1 DIRECT DEPOSIT STUB COUNT: 57

12/23/2024 9:57 AM
 DEPT: ALL
 PAYROLL NO#: 01
 PAY PERIOD BEGINNING: 12/09/2024
 PAY PERIOD ENDING: 12/22/2024

PAYROLL CALCULATION

PRELIMINARY

*** GRAND TOTALS ***

EARNINGS			BENF/REIMB		DEDUCTIONS			TAXES				
DESC	HRS	AMOUNT	DESC	AMOUNT	CD	ABBV	EMPLOYEE	EMPLOYER	DESC	TAXABLE	EMPLOYEE	EMPLOYER
SAL	80.00	29,831.74	FRING	285.33	AFA	AFAFT	113.23		FED W/H	119,101.73	10,071.67	
REG	3,160.92	77,083.13			AFC	AFCAF	998.26		FICA	128,961.60	7,995.64	7995.64
OVT	133.49	4,680.28			CO2	CSCAS	402.00		MEDI	128,961.60	1,869.98	1869.98
VAC	242.46	5,818.62			CO4	CSCOR	553.85					
CESTR	1.69	0.00			DEM	DENMO	26.42	100.40				
SICK	146.78	3,510.22			DEN	DENT	423.91	652.60				
ADMLV	1.50	30.90			LF2	LFPRN	458.13	138.26				
ELOFF	0.00	5,713.57			MA1	MASAI	63.00					
ADMSO	47.35	1,131.19			MA2	MASAP	97.50					
SGPAY	53.00	2,423.47			MA4	MASAE	91.00					
DSPJL	38.65	1,337.26			MA6	MASAI	18.00					
SB22	0.00	4,269.47			MBW	MBW		25222.56				
CT	14.54	335.33			MEC	MEDCH	2080.32					
CE	3.46	0.00			MEF	MEDFM	924.67					
					MEO	MEO		3956.48				
					MES	MEDSP	577.89					
					MSM	MSPM	2311.56					
					NAT	NAT	530.00					
					NYL	NYL	2127.05					
					TCD	TCDRS	9329.87	9329.87				
					VIS	VIS	145.88	292.80				
TOTALS:	3,923.84	136,165.18		285.33			21272.54	39692.97			19,937.29	9865.62

DEPARTMENT RECAP

DEPT NO#	GROSS	REGULAR	OVERTIME	LEAVE	OTHER	BENEFITS	DEDUCTIONS	TAXES	NET
10-400	5,373.95	5,234.75	0.00	139.20	0.00	0.00	701.42	690.13	3,982.40
10-401	5,509.24	0.00	0.00	0.00	5,509.24	0.00	2,739.38	411.39	2,358.47
10-435	1,657.36	1,347.86	0.00	0.00	102.17	207.33	95.02	361.16	993.85
10-450	7,463.22	7,170.38	0.00	292.84	0.00	0.00	1,192.59	778.35	5,492.28
10-455	7,727.05	6,086.40	0.00	1,640.65	0.00	0.00	1,257.65	885.04	5,584.36
10-465	2,947.42	2,845.26	0.00	0.00	102.16	0.00	357.82	411.32	2,178.28
10-475	6,086.68	5,262.82	0.00	439.24	384.62	0.00	1,400.26	657.23	4,029.19
10-495	6,166.20	5,830.48	0.00	335.72	0.00	0.00	657.11	1,168.01	4,341.08
10-497	3,031.58	3,031.58	0.00	0.00	0.00	0.00	406.81	553.54	2,071.23
10-499	4,908.14	4,821.34	0.00	86.80	0.00	0.00	782.12	817.08	3,308.94
10-510	1,565.60	1,565.60	0.00	0.00	0.00	0.00	136.09	258.18	1,171.33
10-511	1,963.08	1,410.19	0.00	525.89	0.00	27.00	191.35	253.60	1,491.13
10-512	9,846.75	7,284.85	1,381.36	449.75	730.79	0.00	1,047.60	1,823.34	6,975.81
10-517	3,402.17	2,366.21	0.00	1,035.96	0.00	0.00	271.12	365.99	2,765.06

12/23/2024 9:57 AM
 DEPT: ALL
 PAYROLL NO#: 01
 PAY PERIOD BEGINNING: 12/09/2024
 PAY PERIOD ENDING: 12/22/2024

PAYROLL CALCULATION
 PRELIMINARY

PAGE: 62
 CALC. CT.: 1

-----DEPARTMENT RECAP-----

DEPT NO#	GROSS	REGULAR	OVERTIME	LEAVE	OTHER	BENEFITS	DEDUCTIONS	TAXES	NET
10-560	37,161.22	25,012.10	3,298.92	804.22	8,045.98	0.00	6,095.47	5,817.79	25,247.96
10-580	1,069.81	822.32	0.00	247.49	0.00	0.00	82.89	85.56	901.36
10-630	155.91	155.91	0.00	0.00	0.00	0.00	0.00	11.93	143.98
10-650	4,188.11	3,768.01	0.00	420.10	0.00	0.00	543.78	661.37	2,982.96
10-660	1,807.89	1,586.10	0.00	194.79	0.00	27.00	146.55	338.75	1,295.59
10-665	3,340.33	3,149.21	0.00	191.12	0.00	0.00	281.37	556.45	2,502.51
15-611	21,078.80	18,163.50	0.00	2,891.30	0.00	24.00	2,886.14	3,031.08	15,137.58
TOTALS	136,450.51	106,914.87	4,680.28	9,695.07	14,874.96	285.33	21,272.54	19,937.29	94,955.35

REGULAR INPUT: 69 MANUAL INPUT: 0 CHECK STUB COUNT: 1 DIRECT DEPOSIT STUB COUNT: 68